


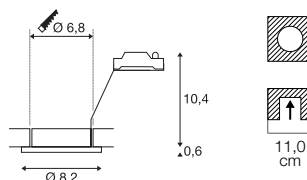


1001166 405



1001172 405

DOLIX OUT  
EL, rond, QPAR51



220-240 V ~ 50/60 Hz  
Materiaal: aluminium/glas

- Klemveren
- Materiaaldikte montagevlak: 20 mm max.



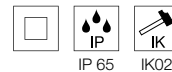
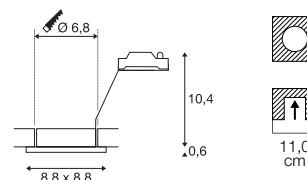
GU10 < 50 W



LED GU10 51 mm | 4 W | 36°  
3000 K | 270 lm | EEK=G  
4 kWh / 1000 h

Art. nr. 1004973

DOLIX OUT  
EL, vierkant, QPAR51



220-240 V ~ 50/60 Hz  
Materiaal: aluminium/glas

- Klemveren
- Materiaaldikte montagevlak: 20 mm max.



GU10 < 50 W



LED GU10 | 6 W | 36°  
2700 K | 900 lm | EEK=G  
6 kWh / 1000 h

Art. nr. 1005273

Variant	Art. nr.
1xGU10	
<input type="checkbox"/> wit	1001165
<input type="checkbox"/> chroom	1001166
<input type="checkbox"/> grijs	1001167
<input type="checkbox"/> zilver	1001168

Variant	Art. nr.
1xGU10	
<input type="checkbox"/> wit	1001169
<input type="checkbox"/> chroom	1001170
<input type="checkbox"/> grijs	1001171
<input type="checkbox"/> zilver	1001172