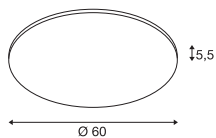
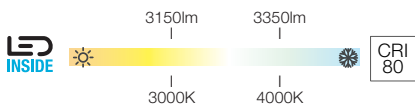


PANEL 60
CL, rond, PHASE



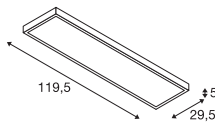
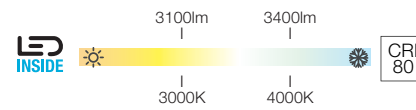

IP 20 110° 22 L70B50 40

220-240 V ~ 50/60 Hz | 1000 mA
Systeemvermogen: 42 W
Materiaal:
aluminium / polymethylmethacrylaat (PMMA)

		A → G
1000783, 1000784, 1000785, 1000786	3150lm 3350lm 3000K 4000K	A ↑ G ↓ E

Variant	Art. nr.
3150 lm 3000 K CRI 80	
<input type="checkbox"/> wit	1000783
3350 lm 4000 K CRI 80	
<input type="checkbox"/> wit	1000784
3150 lm 3000 K CRI 80	
<input checked="" type="checkbox"/> grijs	1000785
3350 lm 4000 K CRI 80	
<input checked="" type="checkbox"/> grijs	1000786

PANEL
CL, 1200x300 mm, PHASE



IP 20 90° 19 L70B50 40

220-240 V ~ 50/60 Hz | 1000 mA
Systeemvermogen: 45 W
Materiaal:
aluminium / polymethylmethacrylaat (PMMA)

		A → G
1001505, 1001506, 1001508, 1001509	3100lm 3400lm 3000K 4000K	A ↑ G ↓ F

Variant	Art. nr.
3100 lm 3000 K CRI 80	
<input type="checkbox"/> wit	1001505
3400 lm 4000 K CRI 80	
<input type="checkbox"/> wit	1001506
3100 lm 3000 K CRI 80	
<input checked="" type="checkbox"/> grijs	1001508
3400 lm 4000 K CRI 80	
<input checked="" type="checkbox"/> grijs	1001509

1000783 262

