




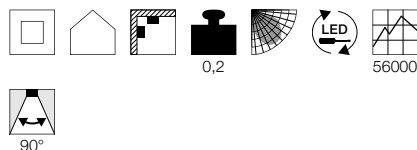
112161 450

FRAME BASIC SET
EL

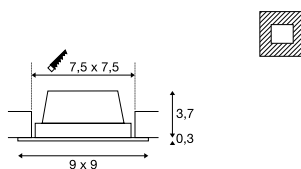


Productspecificaties

220-240V ~50/60Hz | 350mA
Systeemvermogen: 8,6W
Materiaal: aluminium / acryl



Maattekening




Opmerking

Klemveren
Materiaaldikte inbouwvlak: 20 mm max.



112720 451

INDI REC
EL, QPAR51

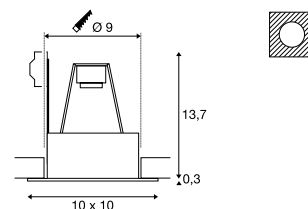


Productspecificaties

220-240V ~50/60Hz
Materiaal: aluminium / staal



Maattekening



Opmerking

Materiaaldikte inbouwvlak: 25 mm

Aanbevolen lichtbron

LED GU10 5,5W 38°
2700K 400lm EEK=A+
6kWh/1000h
Art. nr. 1001030 | 17,00 EUR



LED GU10 7,2W 36°
2700K 570lm EEK=A+
8kWh/1000h
Art. nr. 560552 | 11,00 EUR



Lichtbronspecificaties

max. 20W QPAR51

Uitvoering	Art. nr.	EUR
445lm 3000K CRI>80		
■ mat zwart	112720	45,00
445lm 3000K CRI>80		
□ mat wit	112721	45,00
445lm 3000K CRI>80		
■ mat aluminium	112726	50,00

Uitvoering	Art. nr.	EUR
GU10 QPAR51		
■ mat zwart	1002857	33,00
GU10 QPAR51		
□ mat wit	112471	33,00
GU10 QPAR51		
■ grijs / zwart	112474	33,00